



THE Lantern

September 2009

Volume 14 Number 9

September 15th Meeting: at the OLD Tallahassee Antique Car Museum

The OLD Tallahassee Antique Car Museum is located on Mahan Drive just east of the intersection of Capital Circle and Mahan Drive. The meeting will begin with a catered dinner at 6:45 and continue with a regular meeting at 7:30.

Menu: Spaghetti, salad, garlic bread, desert and a drink.

We need as good a body count as possible, so please RSVP to me (John Sullenberger) by Monday, September 14th: I can be reached by telephone at (850) 562-5137 (h) or (850) 544-1870 (c) or via e-mail at sullyjws@aol.com.

September Program: Paint Your Own Model Railroad People

by Sam Miller

The September program is a painting workshop by Sam Miller. Sam has been painting HO and O gauge people for several years. He is willing to try to paint N scale folks, but only after he gets stronger glasses

Painting your own people is the only way to accurately populate a town on your layout without spending a ton of money and it is not really hard, especially for figures placed in the background.

Use cheap paint sets from Wal-Mart, but good quality brushes with pointed, firm ends from Wal-Mart or Michaels. Be ready to touch up the same guy or lady over and over again. It is close enough for government work.

"Paint boots or shoes first and then the pants and then some of the paint for the pants gets on the shoes," Sam says. "Redo the shoes and some of that paint gets on the pants. Sooner or later you get it perfect or close enough."

"Don't try to paint hair and caps different colors unless you are a better modeler than me," Sam says.

TICKET

12345

**KEEP THIS
TICKET**

12345

MEETING RAFFLE

Mike Simpson won the August raffle and then turned around and won the second place item – an HO car donated by Bill Boyle. The BBMRA will continue to do this until the membership says "stop!"

So, the rules are simple: members who attend the meeting deposit \$1 for one ticket (multiple tickets can be bought) into a box. When the business meeting begins (7:30 pm) a single ticket is drawn, the member who holds the matching ticket gets half the money in the box, the BBMRA gets the other half.

We'll do it again during the September 15th meeting.

Minutes of August 2009 BBMRA Meeting

The August 18, 2009 Membership Meeting was called to order by President John Sullenberger at 7:30 p.m. in the Banquet Room of the old Antique Car Museum. Fifty-one (51) people were present.

New Members/Guest: We welcomed Dan McDaniel as a new member. He models HO scale.

Minutes: John announced one correction to the minutes of the July 2009 meeting. Sharon Brock helped on the certificates at the show. Revised minutes from the Lantern were accepted.

Treasurer's Report: Bill reported a balance of \$3,469.46. He also reported that the storage has been paid until February and we have paid the \$500.00 deposit that is required by the fairgrounds for our next year's show.

Division Reports:

Small Scale: Garth Easton announced there would be a work party at the museum this Saturday.

HO Scale: Barrett Johnson announced we needed work party and a division meeting soon.

Large Scale: Randy Lombardo reported he enjoyed the show and was looking for children's activities he could get involved in

Veteran's Memorial – Bristol: No report.

Switching Layout: Joe Haley reported he needed someone else to be his backup. He's happy to be the primary. Also, Barrett Johnson mentioned he used the switching layout for a Boy Scout presentation.

Good of the Group Comments:

John Sullenberger asked if we wanted to get involved with the Fair this year. Issue was discussed and we decided not to participate. John also encouraged people to go to the museum and run the trains.

John Sullenberger asked if we wanted to participate in the Children's Day event at the RA Gray building. We discussed and decided to participate. Joe will bring the switching layout and HO will be there. It does conflict with the Albany show.

Cal Ogburn announced he had some doors for sale if anyone was interested.

The model railroad belonging to Mike Mathis, who recently passed away, will be available soon for anyone interested in buying some of it.

Dan King announced that there were discussions going on to resume running the Sunset Limited through Tallahassee.

Randy Lombardo announced that his father's stone would be revealed at the end of the month

David Brazell asked if we were going to have a tour this fall. John said there wasn't a convenient weekend this fall to do this. Issue was discussed and we're shooting for having a tour in the Spring of 2010.

Antique Car Museum Update:

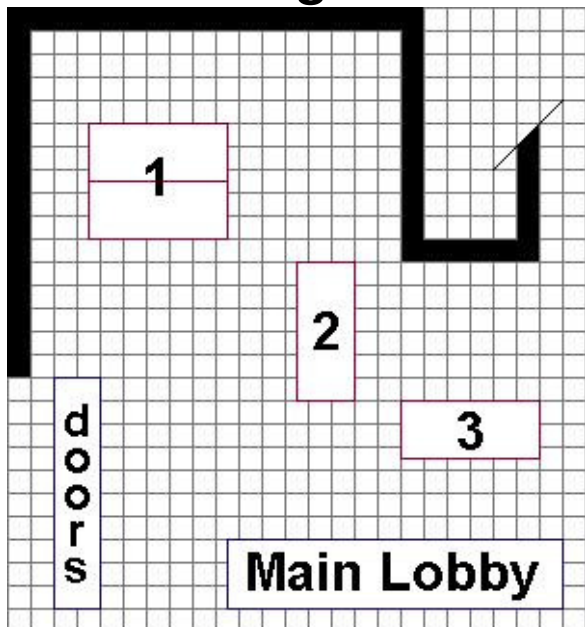
Program: Barrett Johnson, aided by Sam Miller, presented a slideshow and described their recent trip to Colorado. He described their three excursions on three different railroads out there. Their presentation was enjoyed by all.

Next Meeting:

The next meeting will be at 7:30p.m., Tuesday, September 15, 2009, at the Old Antique Car Museum. Dinner will be catered for \$6.50 at 6:30p.m. Please contact John Sullenberger if you plan to eat dinner so he can give the caterer a headcount.

The meeting adjourned at 8:30 p.m. Respectfully submitted, Lyn Heath, Secretary.

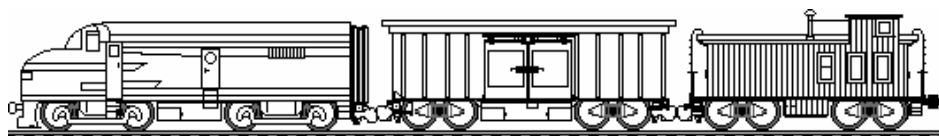
HO and Large Scale for 2010 Children's Day Festival



The BBMRA has confirmed that we will attend and operate layouts at the 2010 Children's Day Festival on Saturday, January 30th.

The HO Division will set up and run the Ed Olson layout (setup #1), the Large Scale Division will set up and run a Thomas the Tank engine layout (set up #2) and Joe Haley will set up and run the Time Saver switching layout (set up #3). Both the Time Saver and the Thomas the Tank engine layouts are for public operation.

The BBMRA will remain in the main floor lobby in the alcove to the left as you enter. Set up will begin at 10 am and the event will run from 11 am to 4 pm; tear down is from 4 pm until completion. The theme is "When I grow up I want to be..." and the museum would like us to dress-up as train workers to look the part (overalls, train hats, etc.).



Riding Four Railways in Four Days

by Larry Benson

Last month, Shirley and I journeyed to North Georgia and South Tennessee to get out of town for a few days, enjoy the mountains and to ride some excursion railroads. We did just that. In four days, we rode the Blue Ridge Scenic RR, the Incline RR in Chattanooga, the authentic trolley at the Chattanooga Choo-Choo and the Tennessee Valley RR to the small village of Chickamauga with a stop at the battlefield on the return trip.



In this first article, I'll tell you a little bit about riding the Blue Ridge Scenic Railway from the small North Georgia town by the same name to the twin hamlets of McCaysville, GA, and Copperhill, TN. Confused? Well, we were too until we learned that McCaysville and Copperhill are actually one town straddling the Georgia-Tennessee state line. You can stand with one foot in each state and be in one village with two different names.

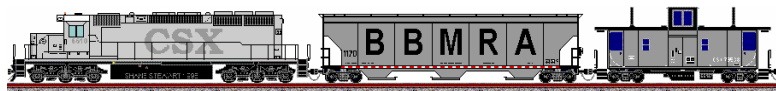
We had reserved our tickets in advance so they were waiting for us to pick up at the 100-year old, restored depot in downtown Blue Ridge. The Railway gives seniors a discount on ticket prices. Right on time at 10 a.m., the horn on the diesel (sorry, no steam) honked twice and we departed on our northward trek following the Toccoa River. Tree covered mountains were dotted with a few farmsteads and vacation homes nestled along the river banks.

After an hour "rocking" along leisurely and listening to the car hostess tell us about the history and points of interest we arrived in McCaysville. We had about an hour and a half to eat lunch, shop and walk a short block across the state line into Copperhill, Tennessee. The temperature was comfortable and the humidity was practically non-existent. Delightful!

We boarded the train again and returned to Blue Ridge where disembarking passengers agreed it was a most pleasant and enjoyable rail experience.

To reserve tickets online, go to www.brscenic.com or call 1 800 934-1898.

Shirley stands beside the Georgia-Tennessee state line marker.





19th Annual Wiregrass Model Railroad Show and Sale

The 19th annual Wiregrass Model Railroad Show and Sale will be held at the National Peanut Festival Fairgrounds just south of Dothan, Alabama on September 19th and 20th.

Show hours are: Saturday, September 19th - 9 am to 4 pm CDT and Sunday, September 20th - 10 am to 4 pm CDT.

The show will feature more than 125 tables of model equipment and supplies in all scales along with several large operating layouts, door prizes and concessions.

The non-profit show is sponsored by the Wiregrass Heritage Chapter of the National Railway Historical Society.

Admission is \$5 for adults and free for children under age 12.

National Peanut Festival Fairgrounds 5622 U.S. Hwy 231 South Dothan, AL 36301

BBMRA Members Get in Free

Don't forget, the BBMRA has a reciprocal agreement with the Wiregrass Heritage Chapter: they get in free to our show and we get in free to their show. I have e-mailed our membership roster to Danny Lewis so you're good to go if you want to attend.

Back to Basics: Cleaning Wheels

by Marty McGuirk (Marty McGuirk is a former associate editor of Model Railroader Magazine. This article is from the March 2001 issue.)

I'm always surprised at the lengths model railroaders will go to for clean track while completely ignoring the other half of the equation - the wheels. Here are some tips for keeping those wheels dirt-free.

When to clean?

For me, it's about once a year for cars and every six months or so for locomotives. Sound-equipped engines need cleaning when intermittent contact causes the sound to cut in and out. Locomotives without sound need cleaning when they stall and stutter on clean track.

The frequency of this cleaning regimen is influenced by other factors, the two most important being the cleanliness of the layout room (a finished ceiling will pay big dividends!) and the frequency of operation - more is better.

Rolling toward clean wheels

There are two approaches to wheel-cleaning: dry and wet. I don't like dry cleaning with an electric wheel-cleaning brush since I don't want to scratch the plated surface of the wheels.

Here's a simple way to clean your wheels with a bottle of rubbing alcohol and a piece of old cloth (an old cotton T-shirt is ideal). It works with all scales and you can use it anywhere on the layout.

Place a dab of alcohol on the cloth and stretch it over the rails. Put one truck on the cloth, the other on the rails. Apply power.

Remove the locomotive and move the cloth slightly. Then repeat using the other truck. Add more alcohol if needed.

Here are a couple of wheel-cleaning rigs offered by manufacturers which also work well.

<p>Micro-Mark Wheel Cleaning Station 800.225.1066 www.micromark.com Gumbuster 2000</p>	<p>F. Skidmore Products 41 S. Hickory St. Palatine, IL 60067 847.934.9685</p>	<p>www.cleantrains.com</p>
---	---	---

"The LANTERN" is the official publication of the BIG BEND MODEL RAILROAD ASSOCIATION, INC. and is published monthly just prior to each regularly scheduled meeting. Subscriptions are included in all members' dues. The deadline to submit materials for publication is the fifth (unless otherwise noted) day of each month sent in c/o BBMRA, Attn: Editor, PO Box 3392, Tallahassee, FL 32315-3392 or e-mailed to sullyjws@aol.com.